


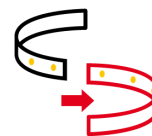


XANLITE




LSE25CWEXF | 3700619441214

Enrouleur LED de chantier, 25m, extensible jusqu'à 75m, 6500K, Blanc froid



Extensible



Eclairage
puissant



Étanche
norme IP65

6500K - BLANC FROID

14000 LM | 865 W

F

Ø250 mm
Longueur 25M
230V AC
Conso 175W

25000h de vie
Garantie 3 ans ans
Eye secure

