


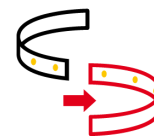


XANLITE




LSE50CWEXF | 3700619441238

Enrouleur LED de chantier, 50m, extensible jusqu'à 150m, 6500K, Blanc froid



Extensible



Eclairage puissant



Étanche
norme IP65

6500K - BLANC FROID

28000 LM | 1730 W

F

Ø310 mm
Longueur 50M
230V AC
Conso 350W

25000h de vie
Garantie 3 ans ans
Eye secure

